



We, the undersigned Municipal Election Commissioners, hereby certify that the foregoing is a true and complete Recapitulation and statement of the results of the REPUBLICAN PRIMARY Election held on the 7th day of MAY 2013 in the Municipality of BROOKHAVEN Mississippi, and that the foregoing correctly shows the votes cast for each person and for the office set opposite the respective names at said election.

In Testimony Whereof, Witness our hands this 8th day of May 2013


Municipal Election Commissioners of the Municipality of BROOKHAVEN, Mississippi.



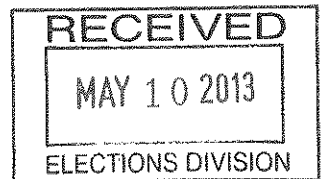
Dennis Valentine



Sandra Winburne



James Cummins



Official Recapitulation

The Municipal Election Commissioners will prepare three Official Recapitulation Sheets containing the vote of the entire municipality by ward. They will forward one copy to Delbert Hosemann, Secretary of State, P.O. Box 136, Jackson, MS 39205, file one copy with the Municipal Clerk, and keep the third copy for their records.

PRIMARY ELECTION

OFFICIAL RECAPITULATION of votes cast in the Republican Primary Election held in the Municipality of BROOKHAVEN, Mississippi on the 7th day of May 2013.

Votes cast in the Municipality of BROOKHAVEN, Mississippi
on the 7th day of May 2013.

Names of Election Wards

Race and Candidate Names	Party	Ward 1	Ward 2	Ward 3	Ward 4	Ward 5	Ward 6	Total	Percentage
EXECUTIVE COMMITTEE									
Hunter K. Adams	Republican	8	21	65	396	183	89	762	6.26
Kathy Behan	Republican	11	38	85	618	242	133	1127	9.26
Dott Cannon	Republican	9	33	75	613	235	126	1091	8.97
Ernie Clark	Republican	9	30	80	587	248	124	1078	8.86
James H. Cummins	Republican	8	27	71	475	191	104	876	7.20
Susan B. Fitzsimmons	Republican	11	35	86	612	253	122	1119	9.20
Cathy Gary Franck	Republican	7	27	73	551	248	100	1006	8.27
Carol Gary	Republican	12	26	73	518	242	98	969	7.96
Sue Gunnell	Republican	7	24	46	275	146	74	572	4.70
Jo Ann Rogers	Republican	8	23	61	322	179	111	704	5.79
Amy Valentine	Republican	10	36	77	523	222	116	984	8.09
Dennis Valentine	Republican	10	35	72	532	219	116	984	8.09
Sandy Winborne	Republican	5	27	72	464	190	102	860	7.07

Statement of Votes Cast
Municipal Election
City of Brookhaven
Tuesday, May 7, 2013
SOVC For Jurisdiction Wide, All Counters, All Races

Date:05/07/13
 Time:22:33:33
 Page:11 of 19

Rep. Mayor

	Dem. Executive Committee	Write-In Votes	Reg. Voters	Times	Total	Joe C. Cox	Write-In Votes
				Counted	Votes		
Jurisdiction Wide							
Ward 1							
Polling	1	0.04%	0	11	10	10	0.00%
Absentee	0	0.00%	0	3	3	3	0.00%
Affidavit/Provisional	0	0.00%	0	0	0	0	0.00%
Emergency	0	-	0	0	0	0	-
Total	1	0.04%	0	14	13	13	0.00%
Ward 2							
Polling	1	0.05%	0	37	32	32	0.00%
Absentee	0	0.00%	0	12	12	11	8.33%
Affidavit/Provisional	0	0.00%	0	0	0	0	0.00%
Emergency	0	-	0	0	0	0	-
Total	1	0.05%	0	49	44	43	1.27%
Ward 3							
Polling	2	0.08%	0	100	96	95	1.04%
Absentee	2	0.47%	0	5	5	5	0.00%
Affidavit/Provisional	0	0.00%	0	3	3	3	0.00%
Emergency	0	-	0	0	0	0	-
Total	4	0.13%	0	108	104	103	0.96%
Ward 4							
Polling	0	0.00%	0	694	672	667	0.74%
Absentee	0	-	0	91	85	85	0.00%
Affidavit/Provisional	0	-	0	3	3	3	0.00%
Emergency	0	-	0	0	0	0	-
Total	0	0.00%	0	788	760	755	0.66%
Ward 5							
Polling	1	0.20%	0	348	322	318	1.24%
Absentee	0	0.00%	0	22	20	20	0.00%
Affidavit/Provisional	0	0.00%	0	2	2	2	0.00%
Emergency	0	-	0	0	0	0	-
Total	1	0.19%	0	372	344	340	1.16%
Ward 6							
Polling	1	0.09%	0	154	145	145	0.00%
Absentee	0	0.00%	0	14	14	14	0.00%
Affidavit/Provisional	0	0.00%	0	3	3	3	0.00%
Emergency	0	-	0	0	0	0	-
Total	1	0.08%	0	171	162	162	0.00%
Total							
Polling	6	0.07%	0	1344	1277	1267	0.78%
Absentee	2	0.21%	0	147	139	138	0.72%
Affidavit/Provisional	0	0.00%	0	11	11	11	0.00%
Emergency	0	-	0	0	0	0	-
Total	8	0.08%	0	1502	1427	1416	0.77%

Statement of Votes Cast
Municipal Election
City of Brookhaven
Tuesday, May 7, 2013
SOVC For Jurisdiction Wide, All Counters, All Races

Rep. Alderman at Large

Date:05/07/13
Time:22:33:33
Page:12 of 19

Jurisdiction Wide	Reg. Voters	Times Counted	Total Votes	Carl Aycock		Karen Sullivan		Write-In Votes	
Ward 1									
Polling	0	11	11	2	18.18%	9	81.82%	0	0.00%
Absentee	0	3	3	1	33.33%	2	66.67%	0	0.00%
Affidavit/Provisional	0	0	0	0	-	0	-	0	-
Emergency	0	0	0	0	-	0	-	0	-
Total	0	14	14	3	21.43%	11	78.57%	0	0.00%
Ward 2									
Polling	0	37	37	13	35.14%	24	64.86%	0	0.00%
Absentee	0	12	12	6	50.00%	6	50.00%	0	0.00%
Affidavit/Provisional	0	0	0	0	-	0	-	0	-
Emergency	0	0	0	0	-	0	-	0	-
Total	0	49	49	19	38.78%	30	61.22%	0	0.00%
Ward 3									
Polling	0	100	98	35	35.71%	63	64.29%	0	0.00%
Absentee	0	5	5	3	60.00%	2	40.00%	0	0.00%
Affidavit/Provisional	0	3	3	1	33.33%	1	33.33%	1	33.33%
Emergency	0	0	0	0	-	0	-	0	-
Total	0	108	106	39	36.79%	66	62.26%	1	0.94%
Ward 4									
Polling	0	694	690	293	42.46%	397	57.54%	0	0.00%
Absentee	0	91	89	42	47.19%	47	52.81%	0	0.00%
Affidavit/Provisional	0	3	3	1	33.33%	2	66.67%	0	0.00%
Emergency	0	0	0	0	-	0	-	0	-
Total	0	788	782	336	42.97%	446	57.03%	0	0.00%
Ward 5									
Polling	0	348	342	129	37.72%	213	62.28%	0	0.00%
Absentee	0	22	22	7	31.82%	15	68.18%	0	0.00%
Affidavit/Provisional	0	2	2	1	50.00%	1	50.00%	0	0.00%
Emergency	0	0	0	0	-	0	-	0	-
Total	0	372	366	137	37.43%	229	62.57%	0	0.00%
Ward 6									
Polling	0	154	153	49	32.03%	104	67.97%	0	0.00%
Absentee	0	14	14	5	35.71%	9	64.29%	0	0.00%
Affidavit/Provisional	0	3	3	2	66.67%	1	33.33%	0	0.00%
Emergency	0	0	0	0	-	0	-	0	-
Total	0	171	170	56	32.94%	114	67.06%	0	0.00%
Total									
Polling	0	1344	1331	521	39.14%	810	60.86%	0	0.00%
Absentee	0	147	145	64	44.14%	81	55.86%	0	0.00%
Affidavit/Provisional	0	11	11	5	45.45%	5	45.45%	1	9.09%
Emergency	0	0	0	0	-	0	-	0	-
Total	0	1502	1487	590	39.68%	896	60.26%	1	0.07%

Statement of Votes Cast
 Municipal Election
 City of Brookhaven
 Tuesday, May 7, 2013
 SOVVC For Jurisdiction Wide, All Counters, All Races

Rep. Police Chief

Jurisdiction Wide	Reg. Voters	Times Counted	Total Votes	Ted Goleman	Write-In Votes
Ward 1					
Polling	0	11	9	9 100.00%	0 0.00%
Absentee	0	3	2	2 100.00%	0 0.00%
Affidavit/Provisional	0	0	0	0 -	0 -
Emergency	0	0	0	0 -	0 -
Total	0	14	11	11 100.00%	0 0.00%
Ward 2					
Polling	0	37	31	30 96.77%	1 3.23%
Absentee	0	12	11	11 100.00%	0 0.00%
Affidavit/Provisional	0	0	0	0 -	0 -
Emergency	0	0	0	0 -	0 -
Total	0	49	42	41 97.62%	1 2.38%
Ward 3					
Polling	0	100	89	87 97.75%	2 2.25%
Absentee	0	5	5	5 100.00%	0 0.00%
Affidavit/Provisional	0	3	3	2 66.67%	1 33.33%
Emergency	0	0	0	0 -	0 -
Total	0	108	97	94 96.91%	3 3.09%
Ward 4					
Polling	0	694	570	562 98.60%	8 1.40%
Absentee	0	91	69	67 97.10%	2 2.90%
Affidavit/Provisional	0	3	2	2 100.00%	0 0.00%
Emergency	0	0	0	0 -	0 -
Total	0	788	641	631 98.44%	10 1.56%
Ward 5					
Polling	0	348	306	293 95.75%	13 4.25%
Absentee	0	22	18	18 100.00%	0 0.00%
Affidavit/Provisional	0	2	2	2 100.00%	0 0.00%
Emergency	0	0	0	0 -	0 -
Total	0	372	326	313 96.01%	13 3.99%
Ward 6					
Polling	0	154	133	132 99.25%	1 0.75%
Absentee	0	14	14	14 100.00%	0 0.00%
Affidavit/Provisional	0	3	3	3 100.00%	0 0.00%
Emergency	0	0	0	0 -	0 -
Total	0	171	150	149 99.33%	1 0.67%
Total					
Polling	0	1344	1138	1113 97.80%	25 2.20%
Absentee	0	147	119	117 98.32%	2 1.68%
Affidavit/Provisional	0	11	10	9 90.00%	1 10.00%
Emergency	0	0	0	0 -	0 -
Total	0	1502	1267	1239 97.79%	28 2.21%

Statement of Votes Cast
 Municipal Election
 City of Brookhaven
 Tuesday, May 7, 2013
 SOVC For Jurisdiction Wide, All Counters, All Races
 Rep. City Clerk

Jurisdiction Wide	Reg. Voters	Times Counted	Total Votes	Michael Jinks		Write-In Votes	
Ward 1							
Polling	0	11	9	9	100.00%	0	0.00%
Absentee	0	3	3	3	100.00%	0	0.00%
Affidavit/Provisional	0	0	0	0	-	0	-
Emergency	0	0	0	0	-	0	-
Total	0	14	12	12	100.00%	0	0.00%
Ward 2							
Polling	0	37	30	30	100.00%	0	0.00%
Absentee	0	12	10	10	100.00%	0	0.00%
Affidavit/Provisional	0	0	0	0	-	0	-
Emergency	0	0	0	0	-	0	-
Total	0	49	40	40	100.00%	0	0.00%
Ward 3							
Polling	0	100	95	95	100.00%	0	0.00%
Absentee	0	5	5	5	100.00%	0	0.00%
Affidavit/Provisional	0	3	3	3	100.00%	0	0.00%
Emergency	0	0	0	0	-	0	-
Total	0	108	103	103	100.00%	0	0.00%
Ward 4							
Polling	0	694	663	661	99.70%	2	0.30%
Absentee	0	91	85	85	100.00%	0	0.00%
Affidavit/Provisional	0	3	3	3	100.00%	0	0.00%
Emergency	0	0	0	0	-	0	-
Total	0	788	751	749	99.73%	2	0.27%
Ward 5							
Polling	0	348	315	315	100.00%	0	0.00%
Absentee	0	22	22	22	100.00%	0	0.00%
Affidavit/Provisional	0	2	2	2	100.00%	0	0.00%
Emergency	0	0	0	0	-	0	-
Total	0	372	339	339	100.00%	0	0.00%
Ward 6							
Polling	0	154	139	139	100.00%	0	0.00%
Absentee	0	14	12	12	100.00%	0	0.00%
Affidavit/Provisional	0	3	3	3	100.00%	0	0.00%
Emergency	0	0	0	0	-	0	-
Total	0	171	154	154	100.00%	0	0.00%
Total							
Polling	0	1344	1251	1249	99.84%	2	0.16%
Absentee	0	147	137	137	100.00%	0	0.00%
Affidavit/Provisional	0	11	11	11	100.00%	0	0.00%
Emergency	0	0	0	0	-	0	-
Total	0	1502	1399	1397	99.86%	2	0.14%

Statement of Votes Cast
 Municipal Election
 City of Brookhaven
 Tuesday, May 7, 2013
 SOVC For Jurisdiction Wide, All Counters, All Races
 Rep. Alderman Ward 4

Date:05/07/13
 Time:22:33:33
 Page:15 of 19

Jurisdiction Wide	Reg. Voters	Times Counted	Total Votes	Shirley Estes	Danny Keene	Write-In Votes			
Ward 1									
Polling	-	-	-	-	-	-			
Absentee	-	-	-	-	-	-			
Affidavit/Provisional	-	-	-	-	-	-			
Emergency	-	-	-	-	-	-			
Total	-	-	-	-	-	-			
Ward 2									
Polling	-	-	-	-	-	-			
Absentee	-	-	-	-	-	-			
Affidavit/Provisional	-	-	-	-	-	-			
Emergency	-	-	-	-	-	-			
Total	-	-	-	-	-	-			
Ward 3									
Polling	-	-	-	-	-	-			
Absentee	-	-	-	-	-	-			
Affidavit/Provisional	-	-	-	-	-	-			
Emergency	-	-	-	-	-	-			
Total	-	-	-	-	-	-			
Ward 4									
Polling	0	694	689	434	62.99%	255	37.01%	0	0.00%
Absentee	0	91	88	60	68.18%	28	31.82%	0	0.00%
Affidavit/Provisional	0	3	3	3	100.00%	0	0.00%	0	0.00%
Emergency	0	0	0	0	-	0	-	0	0.00%
Total	0	788	780	497	63.72%	283	36.28%	0	0.00%
Ward 5									
Polling	-	-	-	-	-	-	-	-	-
Absentee	-	-	-	-	-	-	-	-	-
Affidavit/Provisional	-	-	-	-	-	-	-	-	-
Emergency	-	-	-	-	-	-	-	-	-
Total	-	-	-	-	-	-	-	-	-
Ward 6									
Polling	-	-	-	-	-	-	-	-	-
Absentee	-	-	-	-	-	-	-	-	-
Affidavit/Provisional	-	-	-	-	-	-	-	-	-
Emergency	-	-	-	-	-	-	-	-	-
Total	-	-	-	-	-	-	-	-	-
Total									
Polling	0	694	689	434	62.99%	255	37.01%	0	0.00%
Absentee	0	91	88	60	68.18%	28	31.82%	0	0.00%
Affidavit/Provisional	0	3	3	3	100.00%	0	0.00%	0	0.00%
Emergency	0	0	0	0	-	0	-	0	0.00%
Total	0	788	780	497	63.72%	283	36.28%	0	0.00%

Statement of Votes Cast
Municipal Election
City of Brookhaven
Tuesday, May 7, 2013
SOVC For Jurisdiction Wide, All Counters, All Races

Rep. Alderman Ward 5

Date:05/07/13
 Time:22:33:33
 Page:16 of 19

Jurisdiction Wide	Reg. Voters	Times Counted	Total Votes	Martha Arrington	Fletcher Grice	Write-In Votes			
Ward 1									
Polling	-	-	-	-	-	-			
Absentee	-	-	-	-	-	-			
Affidavit/Provisional	-	-	-	-	-	-			
Emergency	-	-	-	-	-	-			
Total	-	-	-	-	-	-			
Ward 2									
Polling	-	-	-	-	-	-			
Absentee	-	-	-	-	-	-			
Affidavit/Provisional	-	-	-	-	-	-			
Emergency	-	-	-	-	-	-			
Total	-	-	-	-	-	-			
Ward 3									
Polling	-	-	-	-	-	-			
Absentee	-	-	-	-	-	-			
Affidavit/Provisional	-	-	-	-	-	-			
Emergency	-	-	-	-	-	-			
Total	-	-	-	-	-	-			
Ward 4									
Polling	-	-	-	-	-	-			
Absentee	-	-	-	-	-	-			
Affidavit/Provisional	-	-	-	-	-	-			
Emergency	-	-	-	-	-	-			
Total	-	-	-	-	-	-			
Ward 5									
Polling	0	348	341	144	42.23%	197	57.77%	0	0.00%
Absentee	0	22	22	9	40.91%	13	59.09%	0	0.00%
Affidavit/Provisional	0	2	2	0	0.00%	2	100.00%	0	0.00%
Emergency	0	0	0	0	-	0	-	0	-
Total	0	372	365	153	41.92%	212	58.08%	0	0.00%
Ward 6									
Polling	-	-	-	-	-	-	-	-	-
Absentee	-	-	-	-	-	-	-	-	-
Affidavit/Provisional	-	-	-	-	-	-	-	-	-
Emergency	-	-	-	-	-	-	-	-	-
Total	-	-	-	-	-	-	-	-	-
Total									
Polling	0	348	341	144	42.23%	197	57.77%	0	0.00%
Absentee	0	22	22	9	40.91%	13	59.09%	0	0.00%
Affidavit/Provisional	0	2	2	0	0.00%	2	100.00%	0	0.00%
Emergency	0	0	0	0	-	0	-	0	-
Total	0	372	365	153	41.92%	212	58.08%	0	0.00%

Statement of Votes Cast
Municipal Election
City of Brookhaven
Tuesday, May 7, 2013
SOVC For Jurisdiction Wide, All Counters, All Races

Date: 05/07/13
 Time: 22:33:33
 Page: 17 of 19

Rep. Executive Committee

Jurisdiction Wide	Reg. Voters	Times Counted	Total Votes	Rep. Executive Committee					
				Hunter K. Adams	Kathy Behan	Dott Cannon	Ernie Clark		
Ward 1									
Polling	0	11	85	5	8	7	7	8.24%	8.24%
Absentee	0	3	30	3	3	2	2	10.00%	6.67%
Affidavit/Provisional	0	0	0	0	0	0	0	-	-
Emergency	0	0	0	0	0	0	0	-	-
Total	0	14	115	8	11	9	9	6.96%	7.83%
Ward 2									
Polling	0	37	296	17	28	25	22	5.74%	9.46%
Absentee	0	12	86	4	10	8	8	4.55%	11.63%
Affidavit/Provisional	0	0	0	0	0	0	0	-	-
Emergency	0	0	0	0	0	0	0	-	-
Total	0	49	382	21	38	33	30	5.50%	9.95%
Ward 3									
Polling	0	100	884	63	81	71	75	7.13%	9.16%
Absentee	0	5	42	1	3	3	4	2.38%	7.14%
Affidavit/Provisional	0	3	11	1	1	1	1	9.09%	9.09%
Emergency	0	0	0	0	0	0	0	-	-
Total	0	108	937	65	85	75	80	6.94%	9.07%
Ward 4									
Polling	0	694	5664	353	539	536	510	6.23%	9.52%
Absentee	0	91	823	42	76	75	74	5.10%	9.23%
Affidavit/Provisional	0	3	27	1	3	2	3	3.70%	11.11%
Emergency	0	0	0	0	0	0	0	-	-
Total	0	788	6514	396	618	613	587	6.08%	9.49%
Ward 5									
Polling	0	348	2597	171	227	217	234	6.58%	8.74%
Absentee	0	22	201	11	14	18	13	5.47%	6.97%
Affidavit/Provisional	0	2	7	1	1	0	1	14.29%	14.29%
Emergency	0	0	0	0	0	0	0	-	-
Total	0	372	2805	183	242	235	248	6.52%	8.65%
Ward 6									
Polling	0	154	1269	79	118	113	111	6.23%	9.30%
Absentee	0	14	119	10	12	11	10	8.40%	10.08%
Affidavit/Provisional	0	3	27	0	3	2	3	0.00%	11.11%
Emergency	0	0	0	0	0	0	0	-	-
Total	0	171	1415	89	133	126	124	6.29%	9.40%
Total									
Polling	0	1344	10795	688	1001	969	959	6.37%	9.27%
Absentee	0	147	1301	71	118	117	111	5.46%	9.07%
Affidavit/Provisional	0	11	72	3	8	5	8	4.17%	11.11%
Emergency	0	0	0	0	0	0	0	-	-
Total	0	1502	12168	762	1127	1091	1078	6.26%	9.26%

Statement of Votes Cast
Municipal Election
City of Brookhaven
Tuesday, May 7, 2013
SOVC For Jurisdiction Wide, All Counters, All Races

Date:05/07/13
 Time:22:33:33
 Page:18 of 19

Rep. Executive Committee

	James H. Cummins	Susan B. Fitzsimmons	Cathy Gary Franck	Carol Gary	Sue Gunnell	Jo Ann Rogers
Jurisdiction Wide						
Ward 1						
Polling	6	8	5	9	5	6
Absentee	2	3	2	3	2	2
Affidavit/Provisional	0	0	0	0	0	0
Emergency	0	0	0	0	0	0
Total	8	11	7	12	7	8
	7.06%	9.41%	5.88%	10.59%	5.88%	7.06%
	6.67%	10.00%	6.67%	10.00%	6.67%	6.67%
	-	-	-	-	-	-
	-	-	-	-	-	-
Ward 2						
Polling	22	26	22	21	20	20
Absentee	5	9	5	5	4	3
Affidavit/Provisional	0	0	0	0	0	0
Emergency	0	0	0	0	0	0
Total	27	35	27	26	24	23
	7.07%	9.16%	7.07%	6.81%	6.28%	6.02%
	7.47%	8.78%	7.81%	7.81%	4.86%	6.67%
	9.52%	11.90%	7.14%	7.14%	4.76%	4.76%
	9.09%	9.09%	9.09%	9.09%	9.09%	0.00%
	-	-	-	-	-	-
Ward 3						
Polling	66	80	69	69	43	59
Absentee	4	5	3	3	2	2
Affidavit/Provisional	1	1	1	1	1	0
Emergency	0	0	0	0	0	0
Total	71	86	73	73	46	61
	7.58%	9.18%	7.79%	7.79%	4.91%	6.51%
	7.24%	9.45%	8.53%	8.00%	4.31%	5.01%
	7.78%	8.99%	8.02%	7.53%	3.77%	4.50%
	3.70%	11.11%	7.41%	11.11%	0.00%	3.70%
	-	-	-	-	-	-
Ward 4						
Polling	410	535	483	453	244	284
Absentee	64	74	66	62	31	37
Affidavit/Provisional	1	3	2	3	0	1
Emergency	0	0	0	0	0	0
Total	475	612	551	518	275	322
	7.29%	9.40%	8.46%	7.95%	4.22%	4.94%
	6.82%	9.05%	8.70%	8.47%	5.31%	6.39%
	6.97%	8.96%	10.45%	10.95%	3.48%	5.97%
	0.00%	0.00%	14.29%	0.00%	14.29%	14.29%
	-	-	-	-	-	-
Ward 5						
Polling	177	235	226	220	138	166
Absentee	14	18	21	22	7	12
Affidavit/Provisional	0	0	1	0	1	1
Emergency	0	0	0	0	0	0
Total	191	253	248	242	146	179
	6.81%	9.02%	8.84%	8.63%	5.20%	6.38%
	7.49%	8.51%	7.17%	7.17%	5.44%	7.88%
	6.72%	10.08%	5.88%	4.20%	2.52%	7.56%
	3.70%	7.41%	7.41%	7.41%	7.41%	7.41%
	-	-	-	-	-	-
Ward 6						
Polling	95	108	91	91	69	100
Absentee	8	12	7	5	3	9
Affidavit/Provisional	1	2	2	2	2	2
Emergency	0	0	0	0	0	0
Total	104	122	100	98	74	111
	7.35%	8.62%	7.07%	6.93%	5.23%	7.84%
	7.19%	9.19%	8.30%	7.99%	4.81%	5.88%
	7.46%	9.30%	7.99%	7.69%	3.77%	5.00%
	4.17%	8.33%	8.33%	8.33%	5.56%	5.56%
	-	-	-	-	-	-
Total						
Polling	776	992	896	863	519	635
Absentee	97	121	104	100	49	65
Affidavit/Provisional	3	6	6	6	4	4
Emergency	0	0	0	0	0	0
Total	876	1119	1006	969	572	704
	7.20%	9.20%	8.27%	7.96%	4.70%	5.79%

Statement of Votes Cast
Municipal Election
City of Brookhaven
Tuesday, May 7, 2013
SOVC For Jurisdiction Wide, All Counters, All Races

Date:05/07/13
 Time:22:33:33
 Page:19 of 19

Rep. Executive Committee

	Amy Valentine	Dennis Valentine	Sandy Winborne	Write-In Votes
Jurisdiction Wide				
Ward 1				
Polling	8 9.41%	7 8.24%	4 4.71%	0 0.00%
Absentee	2 6.67%	3 10.00%	1 3.33%	0 0.00%
Affidavit/Provisional	0 -	0 -	0 -	0 -
Emergency	0 -	0 -	0 -	0 -
Total	10 8.70%	10 8.70%	5 4.35%	0 0.00%
Ward 2				
Polling	26 8.78%	27 9.12%	20 6.76%	0 0.00%
Absentee	10 11.63%	8 9.30%	7 8.14%	0 0.00%
Affidavit/Provisional	0 -	0 -	0 -	0 -
Emergency	0 -	0 -	0 -	0 -
Total	36 9.42%	35 9.16%	27 7.07%	0 0.00%
Ward 3				
Polling	73 8.26%	68 7.69%	66 7.47%	1 0.11%
Absentee	4 9.52%	4 9.52%	4 9.52%	0 0.00%
Affidavit/Provisional	0 0.00%	0 0.00%	2 18.18%	0 0.00%
Emergency	0 -	0 -	0 -	0 -
Total	77 8.22%	72 7.68%	72 7.68%	1 0.11%
Ward 4				
Polling	453 8.00%	450 7.94%	396 6.99%	18 0.32%
Absentee	68 8.26%	79 9.60%	65 7.90%	10 1.22%
Affidavit/Provisional	2 7.41%	3 11.11%	3 11.11%	0 0.00%
Emergency	0 -	0 -	0 -	0 -
Total	523 8.03%	532 8.17%	464 7.12%	28 0.43%
Ward 5				
Polling	204 7.86%	201 7.74%	174 6.70%	7 0.27%
Absentee	18 8.96%	18 8.96%	15 7.46%	0 0.00%
Affidavit/Provisional	0 0.00%	0 0.00%	1 14.29%	0 0.00%
Emergency	0 -	0 -	0 -	0 -
Total	222 7.91%	219 7.81%	190 6.77%	7 0.25%
Ward 6				
Polling	103 8.12%	101 7.96%	90 7.09%	0 0.00%
Absentee	10 8.40%	13 10.92%	9 7.56%	0 0.00%
Affidavit/Provisional	3 11.11%	2 7.41%	3 11.11%	0 0.00%
Emergency	0 -	0 -	0 -	0 -
Total	116 8.20%	116 8.20%	102 7.21%	0 0.00%
Total				
Polling	867 8.03%	854 7.91%	750 6.93%	26 0.24%
Absentee	112 8.61%	125 9.61%	101 7.76%	10 0.77%
Affidavit/Provisional	5 6.94%	5 6.94%	9 12.50%	0 0.00%
Emergency	0 -	0 -	0 -	0 -
Total	984 8.09%	984 8.09%	860 7.07%	36 0.30%